

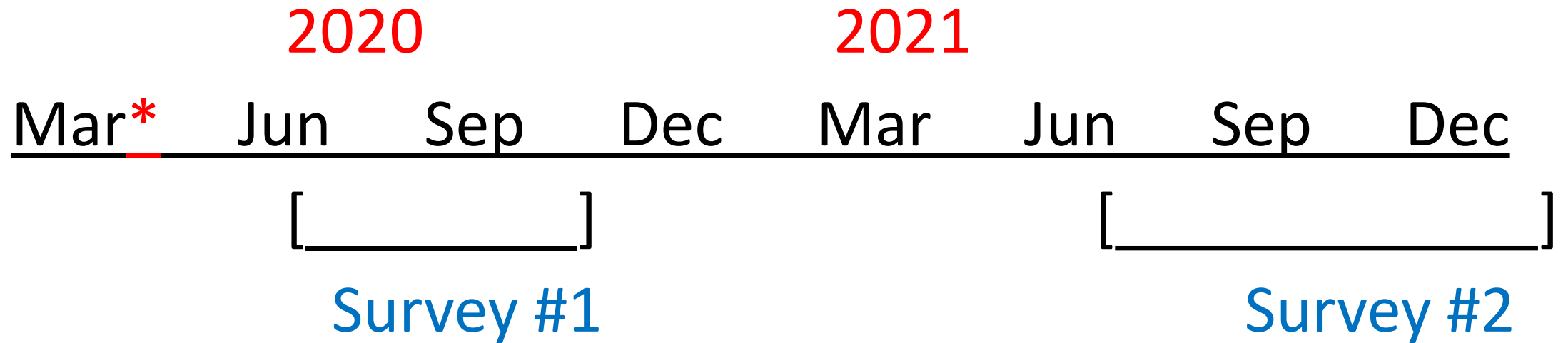


THE WOMEN'S
HEALTH INITIATIVE

Continuing Impact of the Pandemic: 2nd COVID-19 Survey Results

Data as of December 31, 2021

Survey Timeline



* Start of pandemic

Demographics at 2nd survey completion

Mean age = 84 (72-105)

		Number	%
Age, years	70-79	13,317	26.8
	80-89	28,243	56.9
	≥ 90	8,135	16.4
U.S. Region	Northeast	7,676	20.9
	South	9,632	26.3
	Midwest	8,203	22.4
	West	11,047	30.1

- Vaccine information: 94% of Survey #2 responders have received a vaccine. Only 2% received the 1 dose version; 95% receiving a 2 dose vaccine had both doses.
- COVID-19 testing: increased from 19% to 40% between surveys; positive cases went from 3.5% to 8.3% among those tested. Most common reason for testing was for routine screening, although some due to traveling, symptoms or exposure.
- Hospitalizations: number increased from 81 to 385, although number treated in ICU still small

Impact on Health Care Access

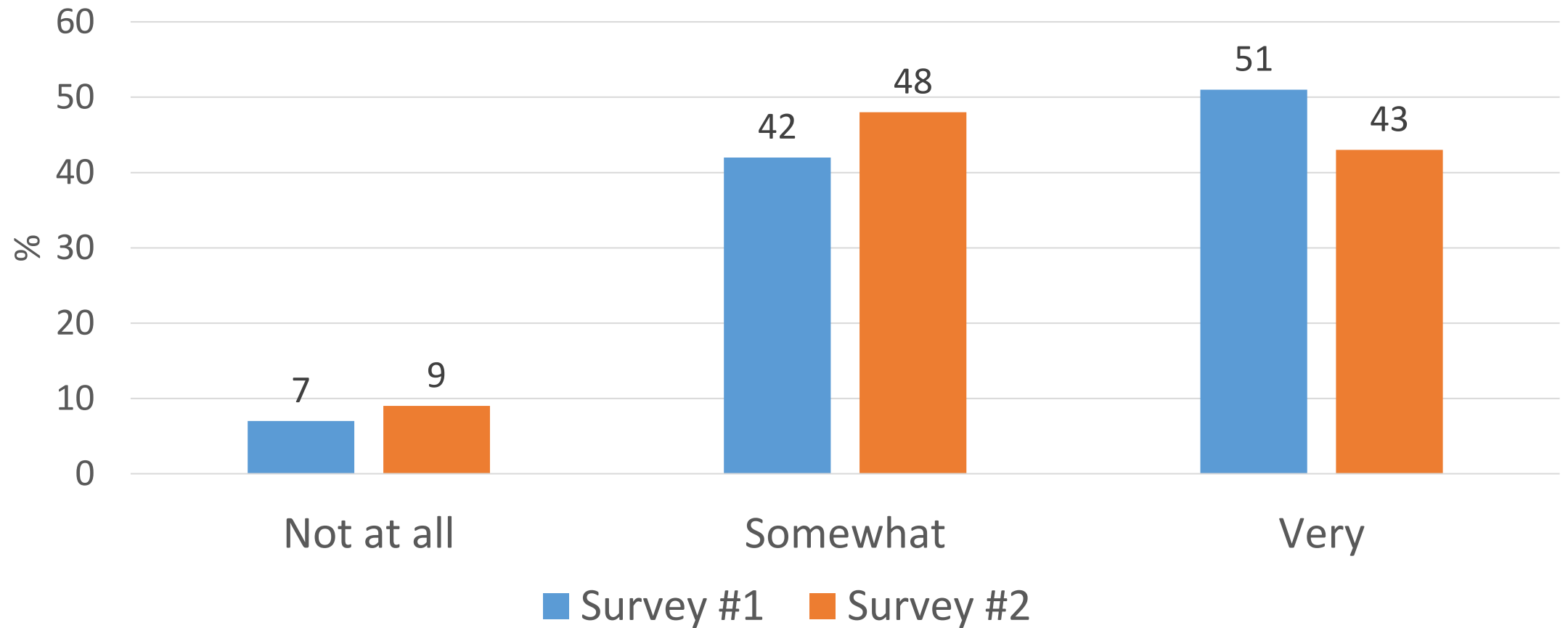
- 91% had in-person visits; 43% via phone or video
- Percent avoiding doctor visits due to the pandemic decreased from 24% to 12%
- $\geq 75\%$ reported no difficulty getting care on both surveys

Family or Close Friend Died from COVID-19

- Among the N=4,210 (11.7%) reporting yes, who was lost:

- Spouse or partner N=152
- Parent N=14
- Child N=59
- Other family N=1,680
- Friend (s) N=2,641

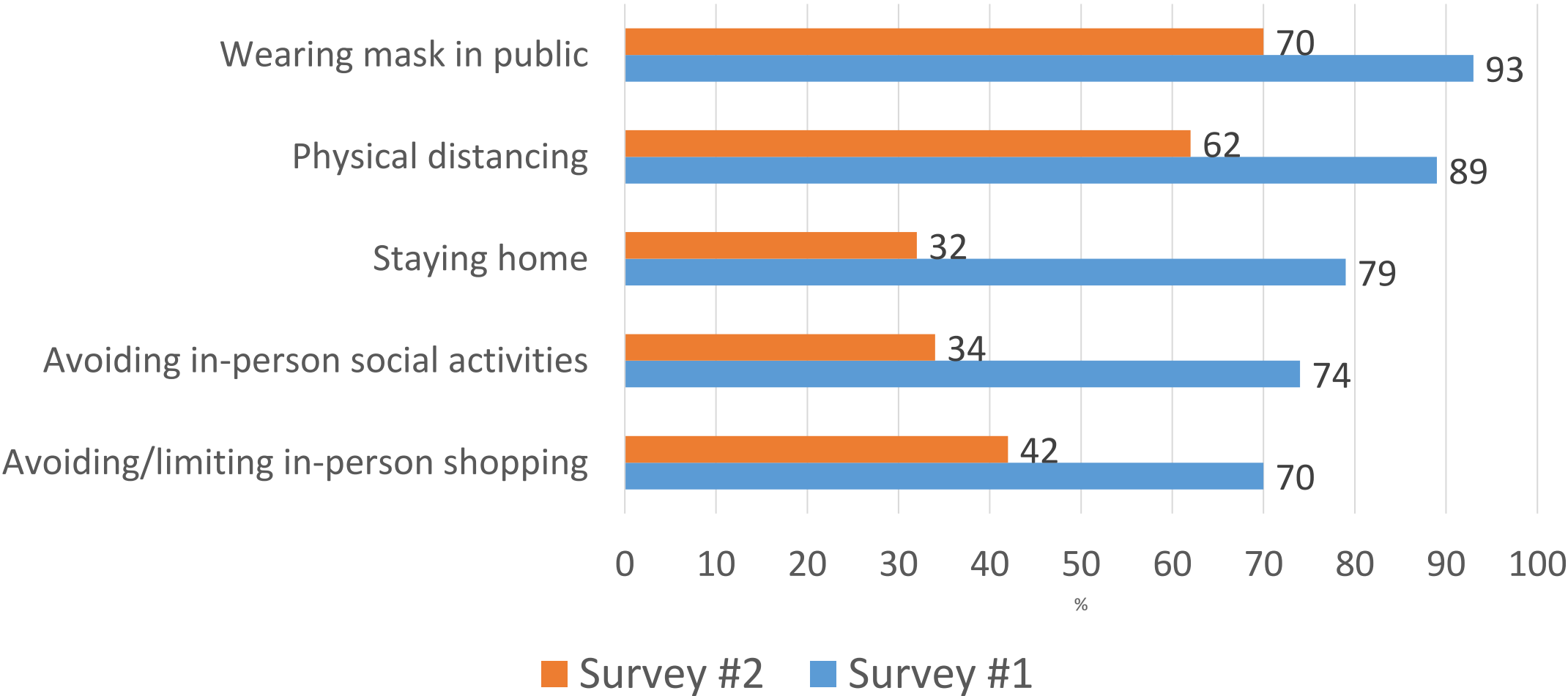
In general, how concerned about pandemic?



Specific concerns about the pandemic:

Concern	Survey # 1 %	Survey #2 %
Risk of getting COVID-19	62	45
Risk of family/friends getting COVID-19	67	59
Personal safety	17	15
Health/safety of family/friends	59	55
Ability to be with family/friends	61	47
Getting health care	12	10
Getting enough exercise	23	16
Getting adequate sleep	8	7
Getting adequate food	3	2
Having enough money	5	4
Nation and economy in general	69	56

Steps taken to reduce risk of infection



*Thanks to all WHI Participants
for your continued willingness
to answer all our questions!*

